

Clarke®



Thank you for purchasing this CLARKE megaphone which is ideal for use on construction and demolition sites, sports fields, rowing, outdoor events and for fire drills etc. It features a siren, volume control, folding handle and shoulder strap. Please keep these instructions in a safe place for future reference.


MEGAPHONE
MODEL NO: CMP10
PART NO: 4560600

USER INSTRUCTIONS

SPECIFICATIONS

Horn Diameter	155 mm
Length	260 mm
Wattage	10 W
Range	200 Metres
Net weight including batteries	1 kg

ENVIRONMENTAL PROTECTION



DO NOT dispose of old products or damaged parts with general household waste. All tools, accessories and packaging no longer required should be sorted, taken to a recycling centre and disposed of appropriately.

GUARANTEE

This product is guaranteed against faulty manufacture for a period of 12 months from the date of purchase. Please keep your receipt which will be required as proof of purchase.

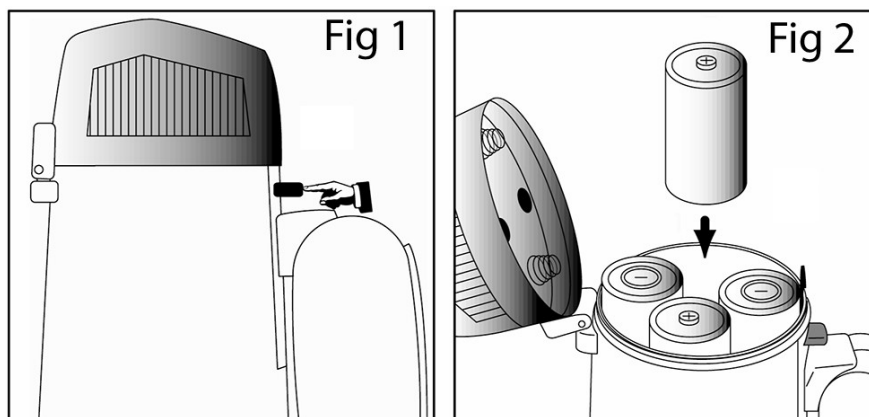
This guarantee is invalid if the product is found to have been abused or tampered with in any way, or not used for the purpose for which it was intended.

Faulty goods should be returned to their place of purchase, no product can be returned to us without prior permission. This guarantee does not effect your statutory rights.

BATTERY REPLACEMENT

The megaphone uses 4 x HP2 size batteries (not supplied). Re-chargeable batteries are not recommended for use in this megaphone

To fit new batteries proceed as follows:



1. Push in the lid release button, see fig 1, and lift up the lid.
2. Insert new batteries, ensuring the correct polarity, see fig. 2.
3. Close the lid, ensure it is latched securely.

To replace the batteries at the end of their life continue with 1 above. Remove old batteries and dispose of according to local authority regulations before replacing.

OPERATION

When using the megaphone, **ALWAYS** consider others around you and **NEVER** operate when close to people or animals.

TO OPERATE THE SIREN

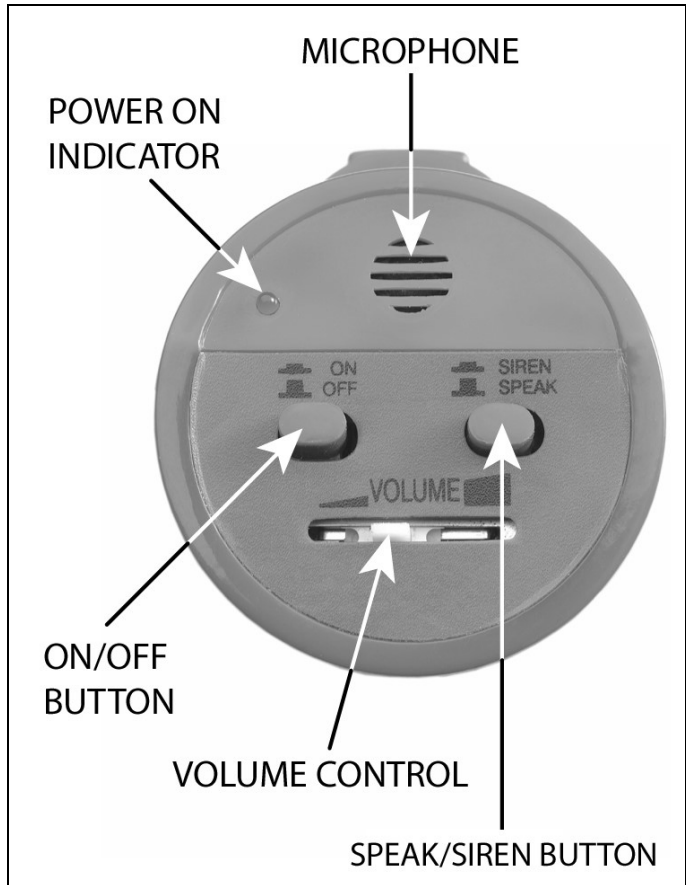
1. Turn the volume down by sliding the volume control fully to the left.
2. Push ON/Off button in.
3. Push the Siren/Speak button in.
4. Slowly raise the volume by slowly sliding the volume control to the right until the desired volume is reached.

TO OPERATE AS A PUBLIC ADDRESS SYSTEM

1. Turn the volume down as above.
2. Ensure the Siren/Speak button is in the speak position (OUT).
3. Lift the megaphone up to your mouth and hold It so that the microphone is approx 2" away.
4. Aim the megaphone in the direction required.
5. Push the ON/OFF button in, speak clearly and concisely into the microphone, slowly pushing the volume control to the right until the desired volume is reached.

To keep your megaphone clean, wipe with a damp cloth only. **DO NOT** use detergents or harmful abrasives.

Remove the batteries if the megaphone is not to be used for long periods to prevent damage from leaking batteries.



DECLARATIONS OF CONFORMITY



DECLARATION OF CONFORMITY

This is an important document and should be retained.

We hereby declare that this product(s) complies with the following legislation:

2014/30/EU *Electromagnetic Compatibility Directive*
2011/65/EU *Restriction of Hazardous Substances (RoHS) Directive*

The following standards have been applied to the product(s):

EN 55032:2015+A11:2020, EN 55035:2017+A11:2020, IEC 62321-7-1:2015, IEC 62321-7-2:2017,
EN IEC 61000-3-2:2019+A1:2021, IEC 62321-4:2013+AMD1:2017, EN 61000-3-3:2013+A2:2021,
IEC 62321-3-1:2013, IEC 62321-5:2013, IEC 62321-6:2015, IEC 62321-8:2017

The technical documentation required to demonstrate that the product(s) meet(s) the requirement(s) of the aforementioned legislation has been compiled and is available for inspection by the relevant enforcement authorities.

The CE mark was first applied in: 2003

Product Description: Megaphone
Model Number(s): CMP10
Serial/Batch Number: Refer to product/packaging label
Date of Issue: 05/09/2025

Signed:

J.A. Clarke
Director

CMP10 CE Clarke DOC 080525

Page 1 of 1



DECLARATION OF CONFORMITY

This is an important document and should be retained.

We hereby declare that this product(s) complies with the following legislation:

2014/30/EU *Electromagnetic Compatibility Directive*
2011/65/EU *Restriction of Hazardous Substances (RoHS) Directive*

The following standards have been applied to the product(s):

EN 55032:2015+A11:2020, EN 55035:2017+A11:2020, IEC 62321-7-1:2015, IEC 62321-7-2:2017,
EN IEC 61000-3-2:2019+A1:2021, IEC 62321-4:2013+AMD1:2017, EN 61000-3-3:2013+A2:2021,
IEC 62321-3-1:2013, IEC 62321-5:2013, IEC 62321-6:2015, IEC 62321-8:2017

The technical documentation required to demonstrate that the product(s) meet(s) the requirement(s) of the aforementioned legislation has been compiled and is available for inspection by the relevant enforcement authorities.

The UKCA mark was first applied in: 2025

Product Description: Megaphone
Model Number(s): CMP10
Serial/Batch Number: Refer to product/packaging label
Date of Issue: 05/09/2025

Signed:

J.A. Clarke
Director

CMP10 UKCA Clarke DOC 080525

Page 1 of 1